



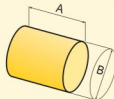
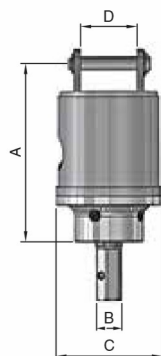


Auger

MODEL		TR 120	TR 250	TR 450	TR 700	TR 1200	TR 1500	
Technical specification	um							
Oil flow, min-max	lt/min	15-35	25-60	60-100	80-120	100-140	130-170	
Oil pressure, min-max	bar	180-225		200-260	220-280		250-300	
Weight standard configuration	kg	43	48	98	125	160	235	
Speed	rpm	60			50	40		
Max torque	daNm	125	250	450	710	1200	1800	
Max auger diameter	Ø mm	350	600	800		1000		
A	mm	385		605	690	720	740	
Hexagonal shaft B	ch	50			70			
C	Ø mm	230		295		335	365	
D	mm	122		152		312	340	
	ton	1,3-2,0	1,8-2,8	2,6-4,8	2,4-3,8	3,6-4,8	-	
	ton	1,5-2,5	2,5-4,0	4,0-7,0	7,0-10,0	10,0-15,0	15,0-20,0	
Backhoe 	ton	2,8-3,4	3,2-4,8	4,6-7,6	7,4-9,0	-	-	
	ton	-	4,0-4,8	4,5-6,0	5,8-8,0	7,8-12,0	-	
	Overall size in standard configuration	A cm B cm	38 Ø 23	38 Ø 23	60 Ø 30	69 Ø 30	72 Ø 33	74 Ø 37

AUGER DRIVE SIZE



CUTTING HEADS

Cutting tips in bolted anti wear steel; suitable for soil
TR 120 - 250 - 450



Joint teeth in bolted anti wear steel; suitable for soil
TR 700 - 1200 - 1500



Cutting tips with cemented carbide inserts for concrete or brittle and fragmented rock
**TR 120 - 250 - 450
700 - 1200 - 1500**



Data, descriptions and images of this document are not binding hence GF Gordini reserves the right to alter part or all of them at any time with no notice.

ACCESSORIES FOR OPERATING MACHINES



Via E. Mattei, 4 - 48012 Bagnacavallo RA - Italy
tel + 39 0545 62712 fax +39 0545 62140
info@gfgordini.com - www.gfgordini.com

we move earth

